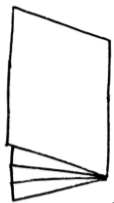
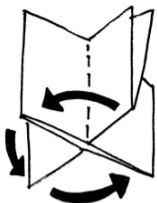


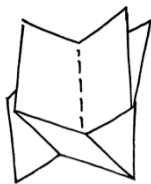
IF YOU STILL NEED HELP, UNFOLD THIS ZINE TO SEE HOW IT'S MADE



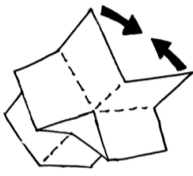
IT'S READY FOR YOUR IDEAS!!!



FLATTEN THE OPENING UNTIL YOU REACH AN X SHAPE, THEN FOLD ALL PAGES FLAT TOGETHER.

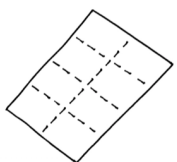
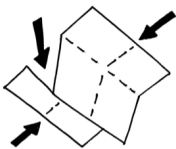



FOLD IN HALF SO THE CORNERS TOUCH AND THE CUT YOU JUST MADE OPENS.



FOLD THE MIDDLE UP LIKE A MOUNTAIN AND CUT FROM THE GREASE TO THE EDGE OF THE OUTER RECTANGLES

FOLD YOUR PAPER SO YOU HAVE 8 EQUAL SIZED RECTANGLES AND UNFOLD



HOW TO MAKE YOUR ZINE!
START HERE!

WHERE DO I START??

Your zine can be about anything: poetry, comics, quotes, drawings, collage, pictures, whatever else you find that strikes you.

If you need an idea to get started, try one of these:

If you were a flower, what would you be? Draw pictures of your community. Draw pictures of your favorite hiding places. Write about all of your friends' laughs. Write about your favorite food. Interview your pet. If your teeth could talk, what story would they tell? What are your favorite misheard lyrics? What is your superhero origin story? Draw your dreams each morning for a week.

JUMPSTART YOUR CREATIVE SIDE

SHARE YOUR WRITING WITH FRIENDS

CELEBRATE YOUR OBSESSIONS!

PRACTICE YOUR ART!

WHY MAKE ONE??

with friends.

easy to copy and share

of art and writing that's

a small, handmade book

short for "fanzine." It's

A zine, like ZEN, is

WHAT IS A ZINE??

SHARE YOUR ZINE!

UNFOLD, MAKE COPIES, AND SHARE!

AND/OR SEND PICS OR A VIDEO OF YOUR ZINE TO OUR COMMUNITY GALLERY TO SHARE ONLINE! WWW.SARABANDEBOOKS.ORG/ZINES



BROUGHT TO YOU BY SARABANDE BOOKS SARABANDEBOOKS.ORG

PRESENTED BY SARABANDE WRITING LABS

MAKE

- A -

ZINE